

## KDR-ESR-HG2

Enclosure Gland Plate with Slide Frames for Hoffman PROLINE G2



### Product Description

The KDR-ESR-HG2 is a one-piece plate to be assembled on enclosure bases. Slide frames for the KEL cable entry frames are already preassembled.

After installing all cables into the KEL frames, they are easily and quickly inserted into the slide frames and fixed. During maintenance, the KEL frames are removed without tools from the slide frames. Due to the combination KDR-ESR-HG2 and KEL cable entry frames, a rating of IP54 is achieved (with correct selection of cable grommets). Slide frames which are no longer required, are closed with BPK-SNAP blank plates.

### Advantages & Benefits



- Easy assembly and removal
- During assembly, almost the complete base of the enclosure can be used for installation of cables
- Even large connectors can be installed easily
- The gland plate KDR-ESR-HG2 is designed for Hoffman enclosures PROLINE G2. Other sizes can be supplied on request
- No additional sheet metal work required
- Retrofitting possible without disconnecting cables. Everything can be built around the cables

### Specifications

Material	Gland plate: Carbon steel, zinc-plated KDR-ESR Frame: Polyamide (PA)
Flame class	UL94-Vo, self-extinguishing
IP rating	IP54, with gasket and correct selection of the cable grommets
Temperature	- 40°C to + 90°C (static)
Properties	Halogen free, silicone free

### Compatible with

KEL(-U) 16 / 24 Cable entry frames	8 - 19
KEL-QUICK 16 / 24 Cable entry frames	50
KEL-JUMBO Cable entry frames	36
BPK-SNAP 16 / 24 Blank plates	168



IP54

HL3  
EN 45545-2

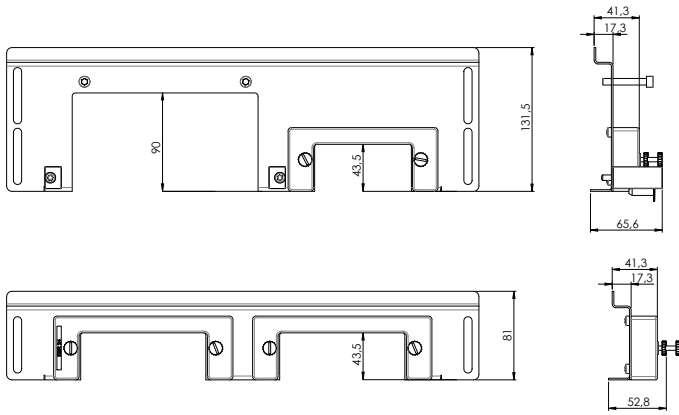
RoHS  
compliant

Made in  
Germany



## KDR-ESR-HG2

Enclosure Gland Plate with Slide Frames  
for Hoffman PROLINE G2



Sealing tape  
Order No. 42999 (L: 1 m)  
Order No. 42999.10000 (L: 10 m)

Type	Enclosure width	Total length gland plate	Sight size of base plate opening	No. of possible cable entries			Order No.
				JUMBO 2	KEL(-U)16 ...	KEL(-U)24 ...	
KDR-ESR-HG2-600	600 mm / 1200 mm*	432 mm	368 mm	1	1	-	43250
KDR-ESR-HG2-600	600 mm / 1200 mm*	432 mm	368 mm	-	-	2	43251
KDR-ESR-HG2-800	800 mm	632 mm	568 mm	1	-	2	43252
KDR-ESR-HG2-800	800 mm	632 mm	568 mm	-	-	3	43253
KDR-ESR-HG2-1000	1000 mm	832 mm	768 mm	1	-	3	43254
KDR-ESR-HG2-1000	1000 mm	832 mm	768 mm	-	-	4	43255

\* in case both fields of the enclosure are equipped, 2 complete gland plates are necessary.